

- PROBLEM GAMBLING - HARM MINIMISATION -

**GAMBLING SURVEY IN
5 HIGH DECILE AREAS**

INVERCARGILL



**Nga Kete Matauranga
Pounamu Charitable Trust**

By Eru Loach

Nga Kete Matauranga

Pounamu Trust

INTRODUCTION

- Background
- Purpose
- What are Health Deciles based on?
- Survey Locations
- Dashboard Results
- Community Suggestions to Reduce Gambling Related Harm
- Summary

Background

- A 2005 Ministry of Health study showed that pokie machines are concentrated in the most vulnerable communities.
- 47% venues are in Decile 8,9 & 10 areas.
56% Māori and 72% Pacific peoples reside in the above deciles.
- In Decile 9 areas there is 1 machine for every 75 people, compared to Decile 1 areas where there is 1 machine per 465 people.

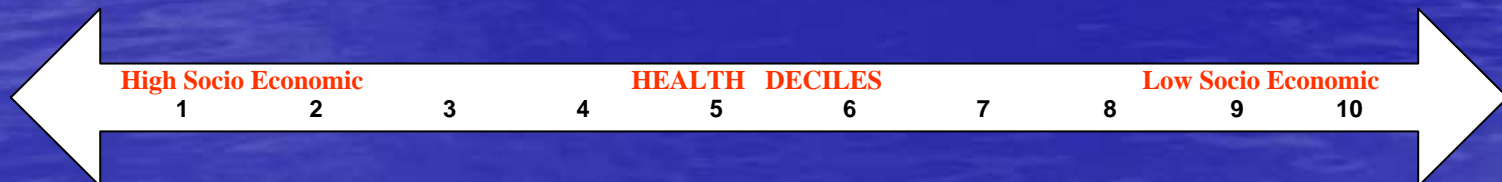
Purpose

To:

- Obtain local Statistics from 5 targeted areas in Invercargill
- Increase Community Awareness of Gambling within their Community and Invercargill
- Encourage Households to reflect on their Occupiers, Income, and Gambling Spending each week
- Seek Community feedback on ways to Reduce Gambling Related Harm

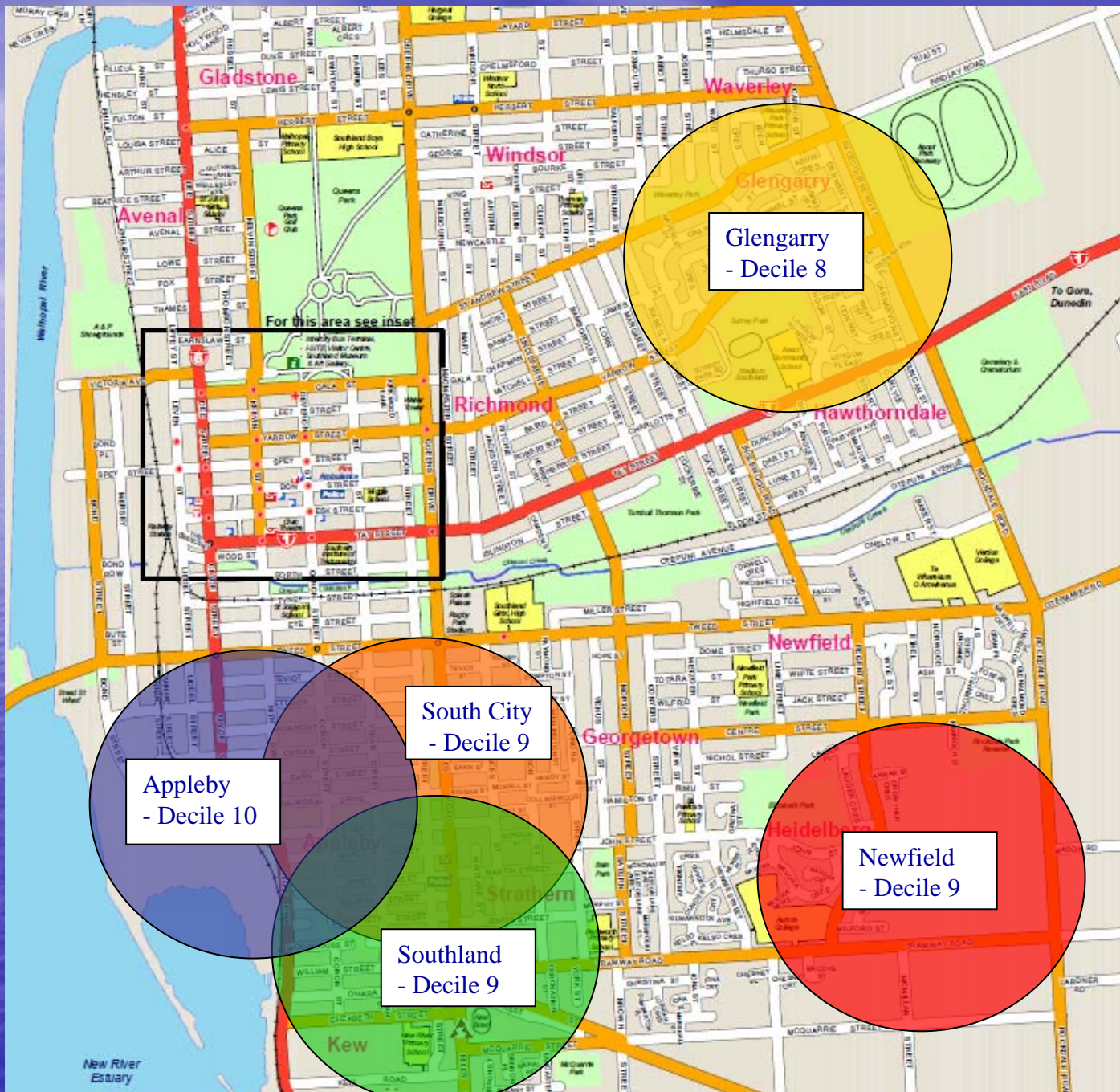
What are Health Deciles based on?

- Income People aged 18-64 receiving a means tested benefit
- Income People living in households with income below an income threshold
- Owned home People not living in own home
- Support People aged <65 living in a single parent family
- Employment People aged 18-64 unemployed
- Qualifications People aged 18-64 without any qualifications
- Living space People living in households below a bedroom occupancy threshold
- Communication People with no access to a telephone
- Transport People with no access to a car



Survey Locations

- The Survey was carried out in 5 high Decile areas (Deciles 8, 9 and 10) within Invercargill.
- 200 Surveys were delivered to random addresses within each of the 5 areas. (1000 in total).
- All 5 areas were within 1km from Non Casino Gaming (Pokie) Machine venue/s.



Glengarry
- Decile 8

South City
- Decile 9

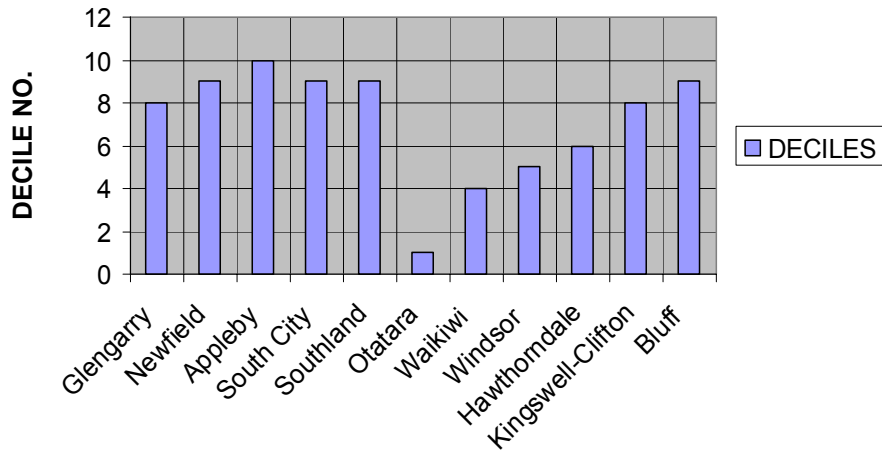
Appleby
- Decile 10

Southland
- Decile 9

Newfield
- Decile 9

Dashboard 1

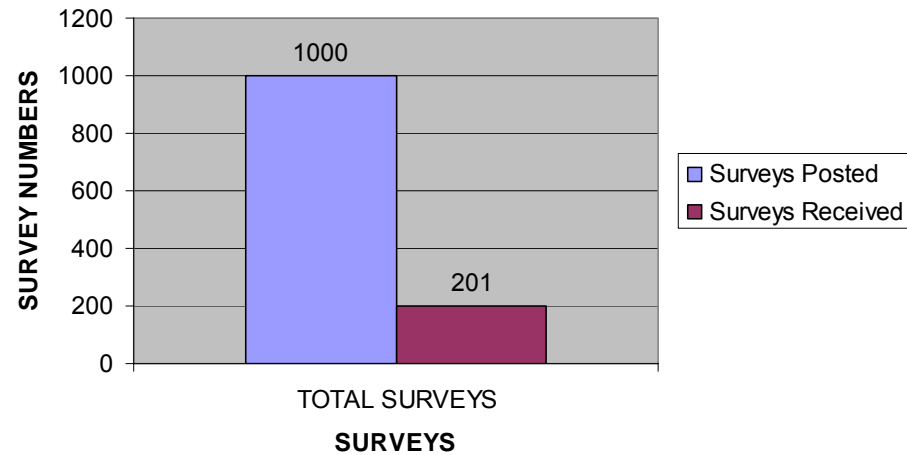
HEALTH DECILES BY LOCATION



Above shows some of the Health Deciles within the Invercargill T.A.

The first 5 areas were surveyed.

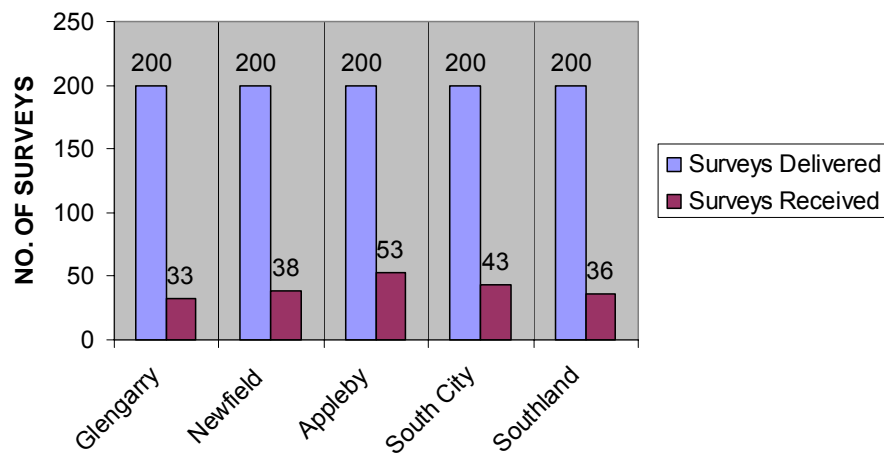
GAMBLING SURVEY



A total of 1000 surveys were delivered with a 20.1% return rate.

Dashboard 2

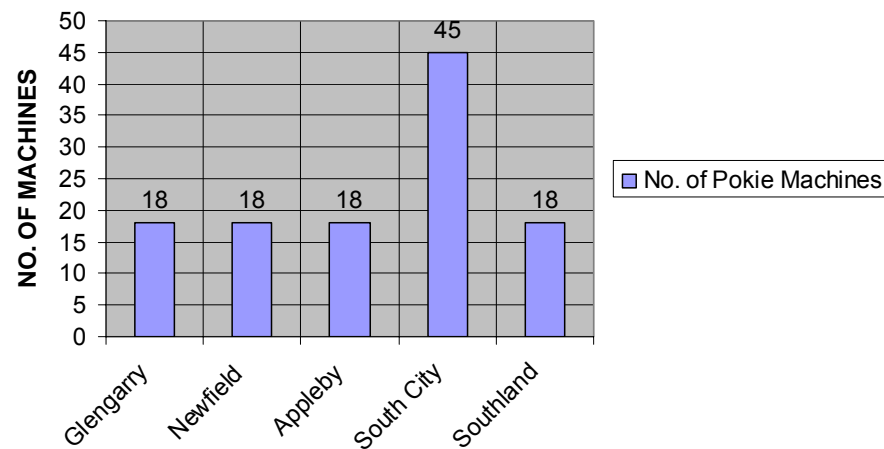
SURVEY RESPONSE BY LOCATION



The highest response rate came from the Appleby area with a 26.5% return.

Appleby is the only Decile 10 area out of the 5 areas surveyed.

NO. OF POKIE MACHINES BY LOCATION

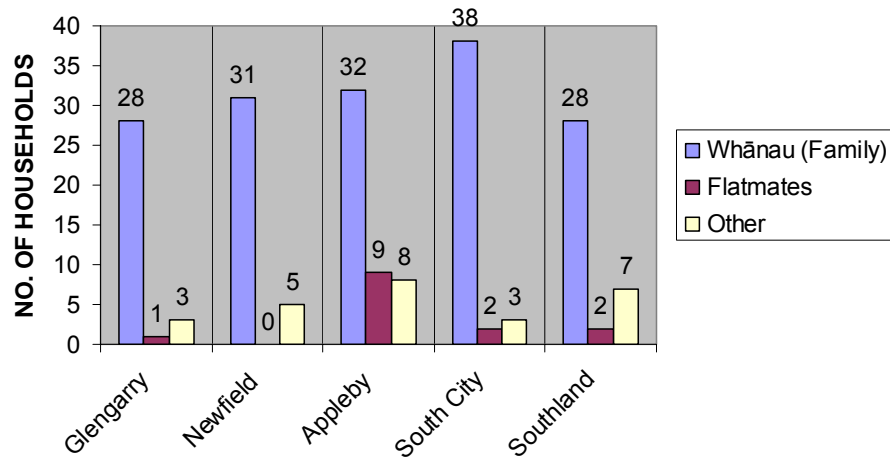


The South City area has three venues with a total of 45 Pokie machines within the 1km area surveyed.

The Invercargill TA has 328 Pokie Machines. 143 of those are in the decile 8, 9 and 10 areas. (That is 43.5% in the most vulnerable areas).

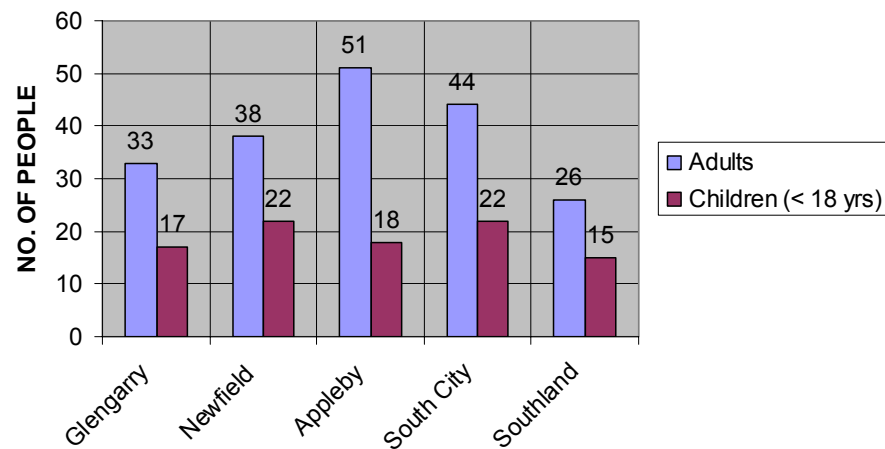
Dashboard 3

OCCUPIER DESCRIPTION BY LOCATION



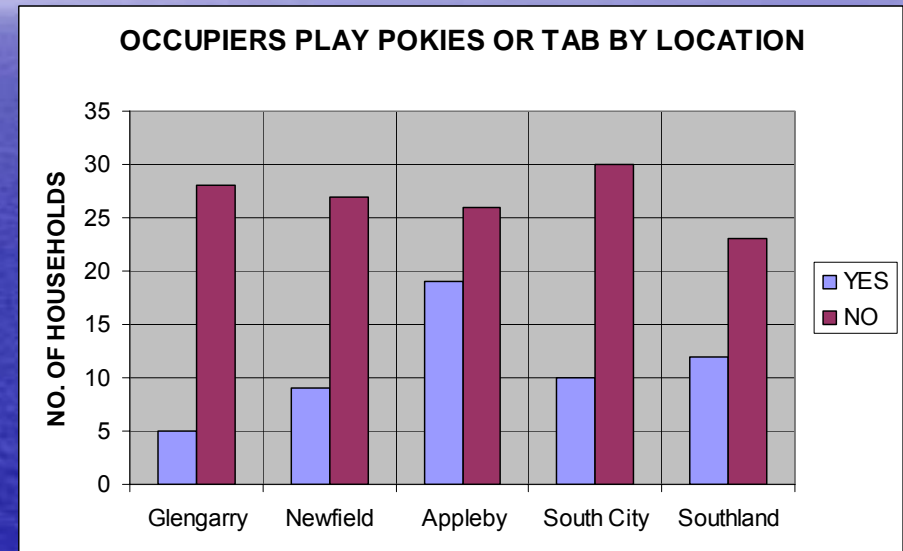
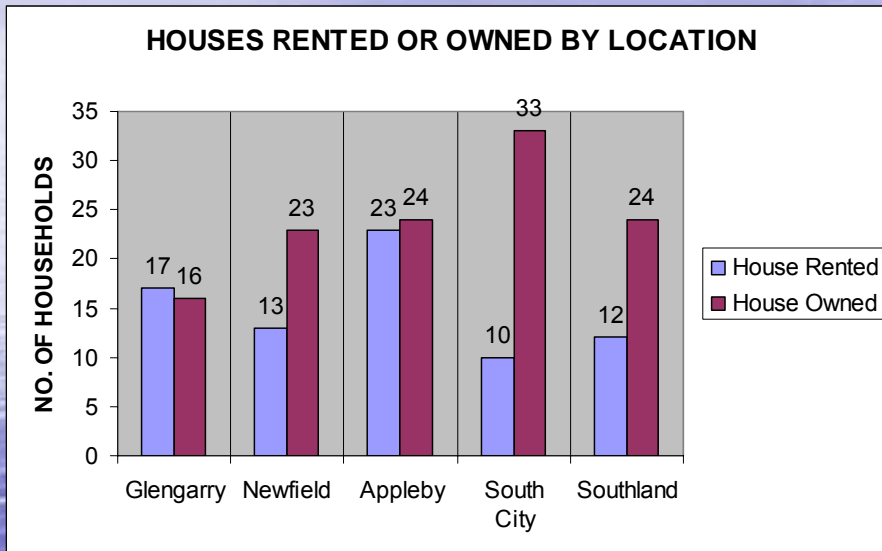
Of the total 201 survey responses, 157 (80%) households described their occupiers as 'Whānau' (family), 14 (7%) described as 'Flatmates', and 26 (13%) as "Other" (Eg. Single, Partners).

NO. ADULTS & CHILDREN BY LOCATION



A total of 192 households described their occupiers as 'Adults' with 94 having 'Children < 18 yrs)' residing there

Dashboard 4



Most houses are owned (61%) rather than rented in 4 of the 5 areas.

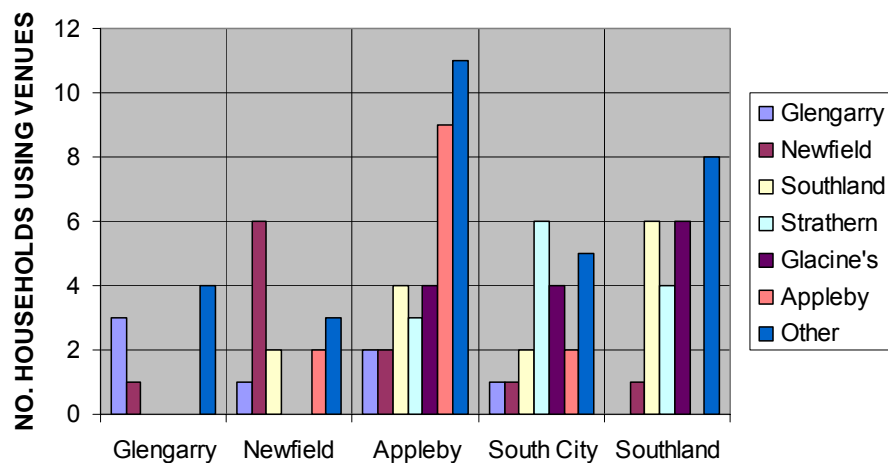
Appleby had the greatest number of houses 'Rented' with the least number 'Owned' for all 5 areas.

Only 29% of the total households stated they had occupants that played Pokies or the TAB.

Appleby had the highest percentage who stated using 'Pokies or TAB' (34.5%)

Dashboard 5

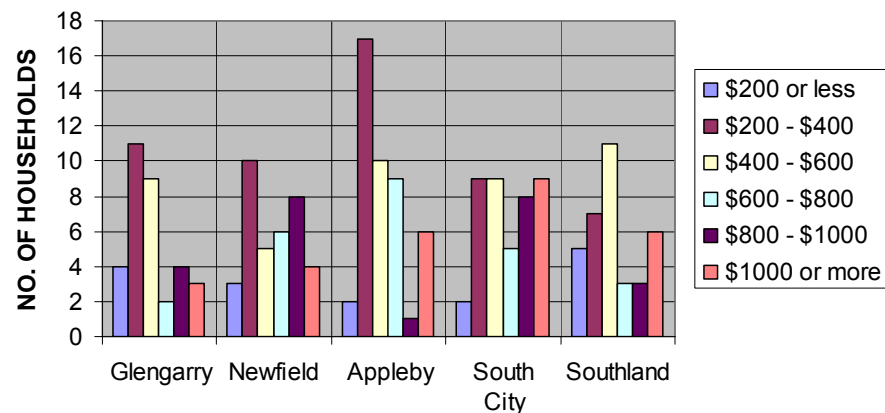
VENUES USED BY LOCATION



'Other' was identified as the most commonly used venue in 3 out of 5 of the areas. These included Lotto Shops, & Venues outside of the 5 areas. The Appleby Tavern had the highest usage in all 5 areas.

Only the Appleby & South City Areas identified usage in ALL Pokie Venues in the survey areas.

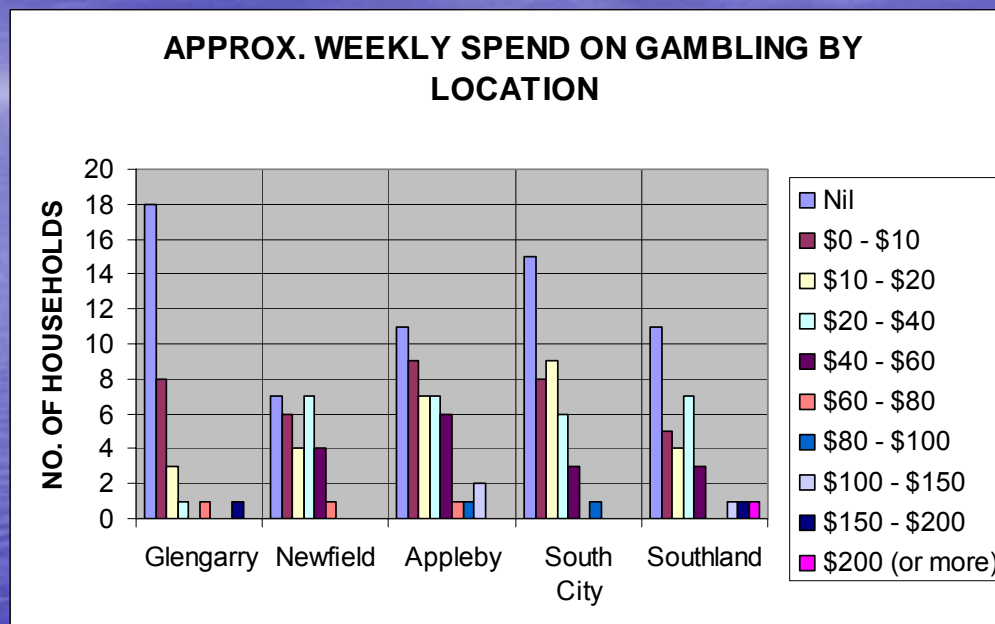
APPROX. WEEKLY HOUSEHOLD INCOME BY LOCATION



The highest percentage from respondents came from those with a household income of '\$200 to \$400' per week (28.2%).

The next highest was 23% with a '\$400 to \$600' weekly income.

Dashboard 6



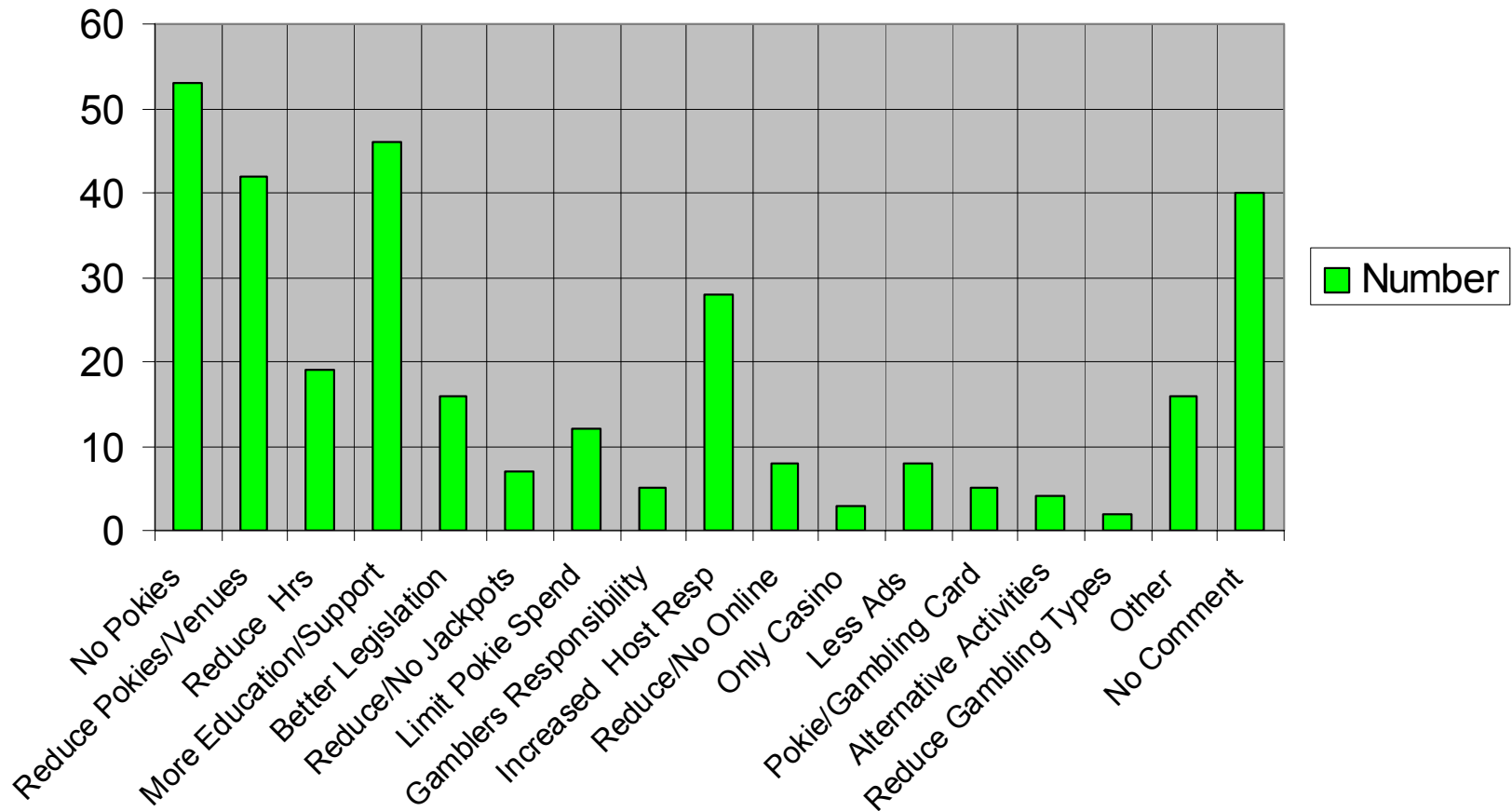
Most people in all areas stated they didn't gamble (34.4%). This was followed by 15.5% who spent '\$20 to \$40' per week, then 15% who spent '\$10 to \$20'.

Of those who acknowledged gambling (64.7%):

- 84.9% spend \$40 or less each week.
- 93.7% spend \$60 or less each week.

Community Suggestions to Reduce Gambling Related Harm (Pg 1)

COMMUNITY SUGGESTIONS



Community Suggestions to Reduce Gambling Related Harm (Pg 2)

- Of the 201 Survey Respondents, 40 gave 'No Comment'
- However the remaining 161 Households had 271 suggestions to Reduce Gambling Related Harm
- 'No Pokies' (53) & 'Reducing the Pokies/Venues' (42) were prominent suggestions to reduce Gambling Related Harm
- 'More Education & Support' (46) also featured highly
- It was strongly felt that 'Host Responsibility' (28) needed to improve
- On 19 occasions did people feel that Pokie Venues need to 'Reduce the Hours' that they open to the public
- This was closely followed by an 'Increase in Legislation' (16) to better protect gamblers

SUMMARY

- The Invercargill T.A. has **43.6%** of Pokie Venues in Decile 8, 9, & 10 areas. The National average is **47%**. There are **43.5%** Pokie Machines in the same High Decile, lower socio - economic areas.
- **80%** of the respondents gave **'Whanau' (family)** as the occupiers of their households.
- Almost **30%** of respondents gave their Household Income as **\$200 to \$400 per week**, almost **25%** bringing in **\$400 to \$600** per household.
- **64.7%** stated they had occupiers who spent money on gambling.
- **29.1%** included **'Pokies and TAB'** in their gambling types.
- **84.9%** spend up to **\$40 each week**, and **93.7%** spend up to **\$60** each week.
- The 6 most common **'Suggestions to Reduce Gambling Related Harm'** were:
 - 20% - Remove All Pokie Machines
 - 17% - More Education & Support
 - 16% - Reduce the number of Pokie Machines, or Venues that have Pokies
 - 10% - Increased Host Responsibility
 - 7% - Reduce Hours Pokie Gaming Rooms Open To Public
 - 6% - Better Legislation

ACKNOWLEDGEMENTS

Ngā Kete Mātauranga Pounamu Trust would like to thank all those who took part in the Survey.

Thanks also to the data from the Ministry of Health, and Problem Gambling Researchers within New Zealand.

(NB. This Report takes into account that the answers given in each survey were made honestly and to the best of the respondents knowledge).